



Innov-is 1200
Embroidery
Sewing Machine

With the Brother **Innov-is 1200** you can create high quality embroidery designs and sewing projects quickly and easily.

- 180mm x 130mm embroidery area
- 136 built-in embroidery designs
- Large sewing area
- 100's of stitch combinations
- 850 stitches per minute in sewing mode
- 650 stitches per minute embroidery mode
- USB port for PC connection



Innov-ís 1200

For your embroidery needs.



Large embroidery area

The **Innov-ís 1200** has a large embroidery area so you can create even bigger and more intricate designs.

Express your creative ideas in the large embroidery area.

- **180mm x 130mm embroidery area**
- **Extra Large 300mm x 130mm multi-position embroidery frame is also included.**



Wide variety of built-in embroidery patterns

Start embroidering right away with any of the 136 built-in embroidery patterns found on the **Innov-ís 1200**. Choose from florals, animals, geometrics, seasonal designs and much more.

- **136 built-in embroidery designs**



LCD touch screen

Manage all the functions with a simple touch of the easy-to-read LCD display.



On-screen editing

Powerful editing features include layout, pattern rotation in 1 degree increments, mirror imaging and scaling.



Instantly import patterns via PC or Brother Memory Card

We've even made it easy for you to import your own patterns. Just insert an embroidery memory card or connect the **Innov-ís 1200** to your PC via the USB port and send your embroidery design directly to the machine.

- **USB port for PC connection (cable supplied)**
- **With the optional PE-DESIGN software, you can design your own unique embroidery patterns in a few easy steps. Scan drawings or photos, or use clip art images and transform them into embroidery.**



Patterned frame shapes

Put the finishing touch to your embroidery with an elegant frame. Choose from 10 frame shapes and 12 border styles. Combine with lettering to create an elegant monogram.



Built in Font Styles

Built-in font styles make it easy for you to personalize all your sewing and embroidery projects.

- 6 Fonts
- 3 sizes



Compatible with other manufacturers thread

In addition to the Brother thread chart, the **Innov-ís 1200** recognises threads from three manufacturers. When your pattern asks for a particular colour thread, just select the name of your manufacturer's thread from the information displayed on the touch screen LCD and the corresponding colour will be displayed.

- **Built-in competitor thread charts**





Innov-is
1200

**Speed control customised
for zigzag width
(in sewing mode)**

- Slide control adjusts the sewing speed from slow to fast
- Can be programmed to alter stitch width



Easy threading

Deluxe system automatically threads the needle.



**Large embroidery area
180mm x 130mm
(in embroidery mode)**

More space for even bigger designs.



**7 point feed dog
(in sewing mode)**

Effortlessly create smooth, accurate seams on any fabric from the lightest silks to heavy denim.






Trimmer button

Automatically cuts the top and bottom threads.



Needle position button

Raises or lowers the needle.



Reverse/reinforcement button

Automatically sews 4 reinforcement stitches. Sews straight and reverse zigzag stitches at low speed.



Start/stop LED button

Red/green lights indicate when the machine is ready to sew.



Memory card slot

Instantly transfers embroidery patterns from memory card to your machine.



USB port for PC connection

Send your embroidery designs directly to the **Innov-is 1200** via the USB connection.



LCD touch-screen

- Built-in sewing references
- Embroidery editing
- Customised settings
- Available in 15 languages



Knee lift (in sewing mode)

Free up your hands by using your knee to lift the presser foot up. Ideal for working on large projects such as quilts.

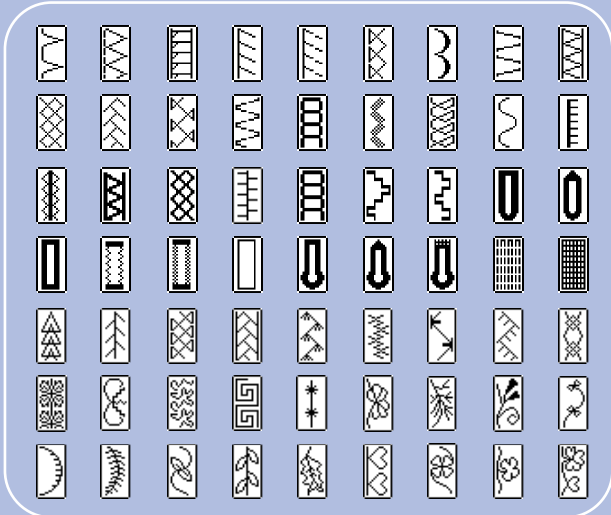


For your sewing needs.

Select the best stitch every time

With hundreds of built-in stitch combinations, including a range of utility stitches from blind hems to complex decorative patterns, the **Innov-is 1200** lets you select the right stitch for every application.

- 100's of built-in stitch combinations
- Includes 10 styles of automatic buttonhole, 143 utility and decorative stitches and alphabet



Combine stitches

The **Innov-is 1200** allows you to combine some stitches for greater variety and creativity. Up to 10 patterns can be saved to memory for future use.



My Custom Stitch™

This exclusive feature allows you to create your own decorative stitches on the LCD panel. These can then be saved to memory for future use.



Easy threading

With its advanced automatic needle threading system, the **Innov-is 1200** makes threading the machine and the needle effortless.



Automatic upper thread tensioning

Whether you're working with heavy denim, thin georgette, stretchy knits or bulky fleece, the **Innov-is 1200** computer automatically adjusts the thread tension to create beautiful even stitches on any fabric.



Flat table

The flat table and generous workspace enables you to maneuver your fabric easily and securely.

- 190mm x 104mm sewing area



Quick-set bobbin

Just drop in a full bobbin and be ready to sew immediately.



Lower bobbin thread sensor

The **Innov-is 1200** has lower thread sensors to warn you when the bobbin thread is broken or running low.


Thread take-up lever window

Make sure the take-up lever is properly threaded with this convenient window.



Automatic thread trimmer


Automatically cuts the top and bottom threads and sews a reinforcing stitch for your convenience.





Presser foot pressure adjustment

Stitch pucker-free seams on even the stretchiest knits by adjusting the pressure of the presser foot.



Side way feeding

Side way feeding is very helpful to attach appliques to fabric that cannot be moved around, such as cylindrical pieces. Straight stitches and zigzag stitches that sew to either the left or right are available.



Presser foot levelling button

Keeps the presser foot level for smooth, consistent stitching over changing fabric thicknesses, such as the start of a seam or crossing seams.



Enjoy making and decorating special projects

The included accessories enable sewing or quilting work to be more versatile and neat. The special, presser-feet make traditional quilting patterns and decorative embellishments enjoyable and easy to accomplish. A knee-lifter, suitable for piecing, quilting and garment construction is also included.



F.A.S.T. bobbin winding system

The automatic bobbin winding system makes winding bobbins quick and easy.



Innov-ís 1200

What's in the box?

The **Innov-ís 1200** comes complete with a host of accessories that are stored in the flatbed attachment, so you can keep them neatly packed away until you need to use them.



- Buttonhole foot "A"
- Overcasting foot "G"
- Monogramming foot "N"
- Zipper foot "I"
- Zigzag foot "J" (on machine)
- Blind stitch foot "R"
- Button fitting foot "M"
- Walking foot
- Quilting foot
- Stitch guide foot "P"
- Adjustable zipper/piping foot
- Non stick foot
- Open toe foot
- 1/4 inch quilting foot
- Side cutter "S"
- Quilting guide
- Seam ripper
- Bobbin (4)
- Needle set
- Twin needle
- Cleaning brush
- Eyelet punch
- Screwdriver (large)
- Screwdriver (small)
- Spool cap (large)
- Spool cap (medium) (2)
- Spool cap (small)
- Extra spool pin
- Spool net
- Foot controller
- Operation manual
- Quick reference guide
- Embroidery foot "Q"
- Embroidery set (large)
H 18cm x W 13 cm
(H 7 inches x W 5 inches)
- Embroidery set (extra large (multi-position))
H 30 cm x W 13 cm
(H 12 inches x W 5 inches)
- Stabilizer material for embroidery
- Embroidery bobbin thread (white)
- Alternate bobbin case (pink marking)
- Knee lifter
- USB cable
- Grid sheet set
- Scissors
- Hard case
- Accessory bag
- Disc-shaped screwdriver

Always use accessories recommended for this machine

FREE software upgrades

Brother believe on passing all possible benefits to our customers, that's why, as we make new developments, we allow our machines to be upgraded with the latest software technology. So no matter how old your machine is we can always pass on newly incorporated software features for your product. Just visit www.brother.com to download the latest software.



OPTIONAL ACCESSORIES

PE-Design

This software turns your favourite photos and illustrations into your own embroidery patterns. It gives you unlimited creative possibilities!



Contact:

At your side.
brother®

BROTHER INDUSTRIES, LTD. NAGOYA, JAPAN
<http://www.brother.com>

Your calls to us may be monitored or recorded for training purposes.
Specification correct at time of going to print. Brother is a registered trademark of Brother Industries Ltd.
Brand product names are registered trademarks or trademarks of their respective companies.

H6012667
Printed in Japan